

Minturn Data Dashboard

Xcel Energy 2019 Graduation Summary



Energy Action Plan Goals:

- Reduce building-related greenhouse gas (GHG) emissions 5% per year and 80% by 2050.
- Achieve 5% energy reduction from 2016 energy baseline by 2019.
- Engage 5% of Minturn households and businesses in a renewable energy program.

Community Highlights

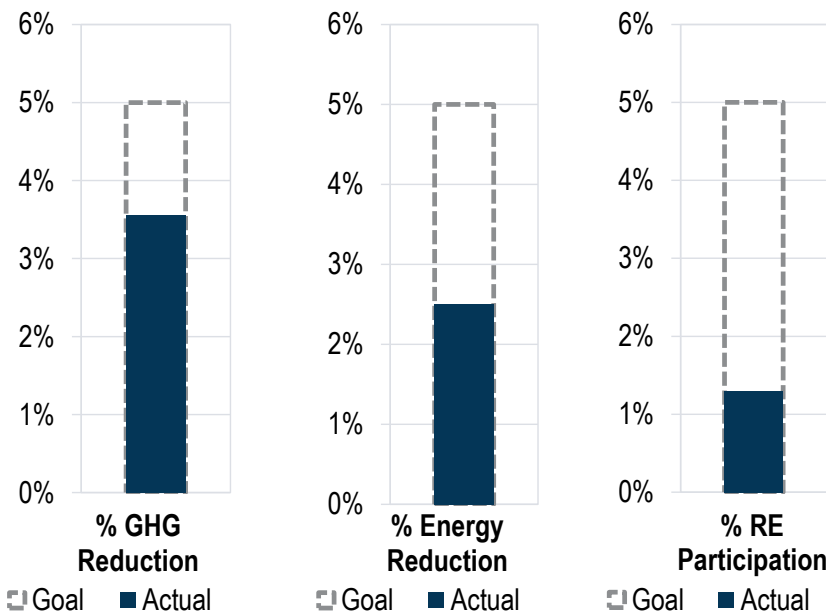
- Minturn Market outreach to promote Home Energy Squad® and Refrigerator Recycling
- Social media promotion for CARE and Home Energy Squad
- Refrigerator recycling at Town Hall clean-up event
- Town Hall and post office lighting project
- EDAC business engagement and direct outreach
- Renewable*Connect® subscription

A Look Ahead

Activities/Initiatives

- Pursue Actively Green Certification
- Pursue SolSmart designation
- Develop case study of Town lighting project
- Advance efforts for local solar (CTP)
- Encourage renewable energy options
- Distribute Energy Conservation Kits

Progress Toward Goals Since 2016



Cumulative Metrics Since 2016

Greenhouse Gas Emissions Reduction (2018)

3.6%

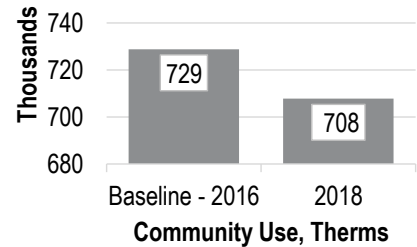
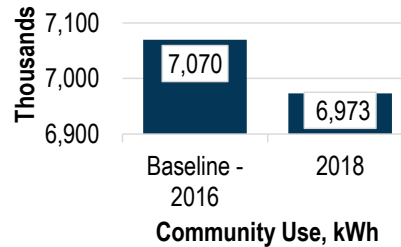
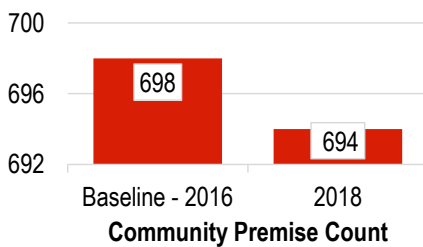
Percent Energy Reduction (2018)

2.5%

Participation in Renewable Energy Programs

1.3%

Utility Consumption & Premise Trends



Xcel Energy provides Electricity & Natural Gas to the Community
 Participation counts for rebate programs reflect Xcel Energy offerings only
 Partners in Energy is a collaboration of Minturn, Brendle Group (CO), and Xcel Energy



PARTNERS IN ENERGY
 An Xcel Energy Community Collaboration

Minturn Data Dashboard

Xcel Energy 2019 Graduation Summary



Highlighted Xcel Energy Programs

Key programs helping Minturn make progress toward its goals

Home Energy Squad & Audits

12 participants since 2016 (0 in 2016)

Refrigerator Recycling

4 participants since 2016 (0 in 2016)

Renewable Energy Options

9 participants in all programs since 2016 (1 in 2016)

Business Audits and Lighting Efficiency

5 participants since 2016 (0 in 2016)

Renewable*Connect Subscriptions

2 participants since 2016 (0 in 2016)

Cumulative Metrics Since 2016

Residential Program Participation

34 (1 in 2016)

Business Program Participation

6 (0 in 2016)

Windsource Participation

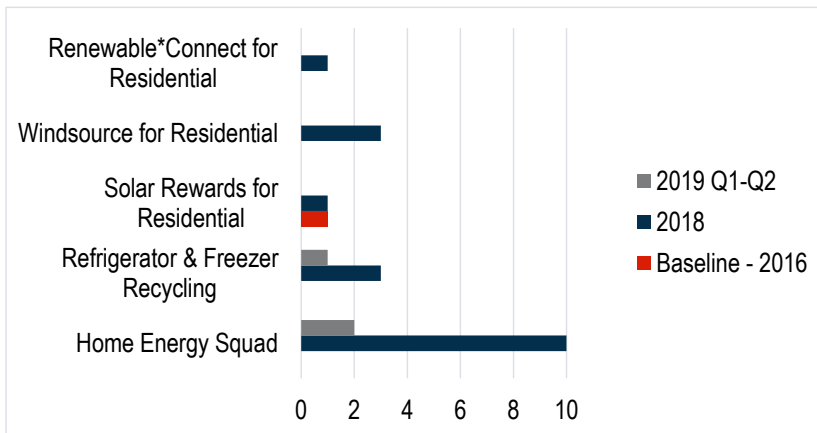
4 (0 in 2016)

Solar Rewards Participation

3 (1 in 2016)

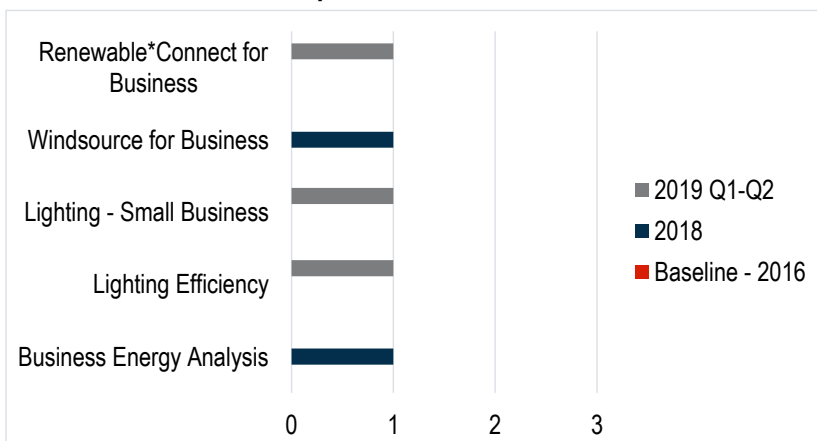
Top Programs - Residential Participation

Year-To-Date Total Participation: **7**



Top Programs - Commercial Participation

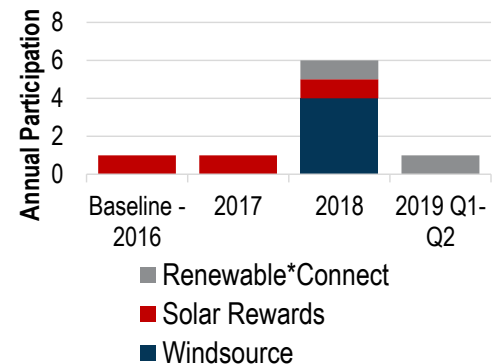
Year-To-Date Total Participation: **3**



Renewable Energy

Annual Renewables Participation

Year-over-Year Participation



Cumulative Renewables Participation

Cumulative Participation Since 2016

